

\_\_\_\_\_

\_\_\_\_\_

### Practice letter knowledge!

Go outside and draw alphabet letters on the ground with chalk. Have your child trace over the letters with water and a paintbrush. Encourage them to sound out the letter as they trace it.

### What's that noise?

When you're playing with your child, have fun making noises for different toys, like trucks, baby dolls or animals. Hearing different noises and experiencing various pitches, tones and volumes helps your little one develop the basics of language.

### Make a sensory bottle!


Use a sturdy water bottle and fill it with items like rice, pompoms, letter beads or small figurines. Glue the lid shut. Have your child shake and explore the bottle to find objects hidden inside. Talk with your child while they play to encourage oral language and vocabulary skills. This is great to bring along in the car too.

### My favorite books!

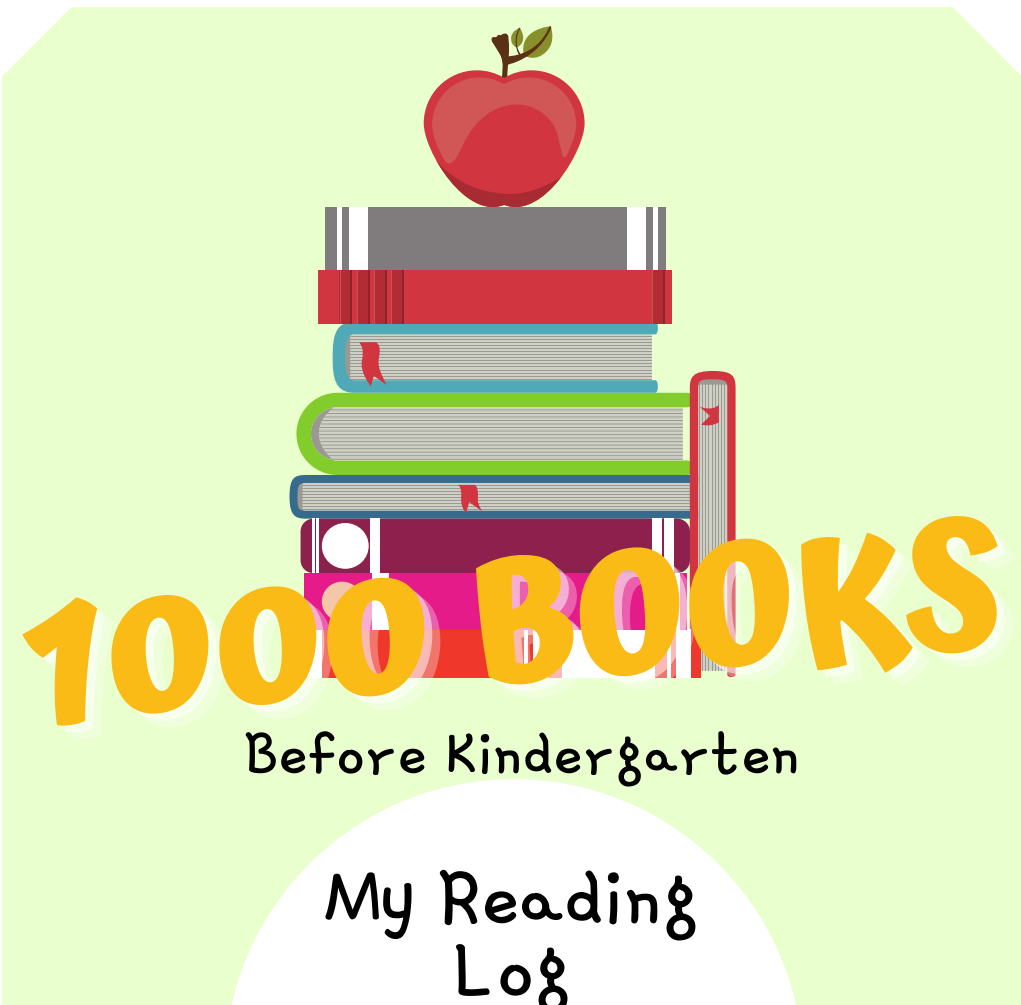
\_\_\_\_\_

\_\_\_\_\_

\_\_\_\_\_



Questions? Call the Victoria  
Public Library or Come in Person  
(361) 485-3301  
Infodesk@victoriatx.gov  
302 N. Main Street, Victoria, Texas 77901  
www.victoriapubliclibrary.org




My Name: \_\_\_\_\_

My Library: \_\_\_\_\_

Log \_\_\_ of 10

# 1000 BOOKS BEFORE BOOKS 301-400 KINDERGARTEN



**WRITE** OCCASIONALLY USE YOUR POINTER FINGER TO SCAN WORDS WHEN YOU READ. THIS WILL HELP YOUR CHILD TO ASSOCIATE PRINT WITH THE SPOKEN WORD.

